




Headphone Security



That's what we do!

Headphone Security

Interactive Displays Visually appealing solutions

ALARM SECURITY

FEATURES

- Display your headphones with confidence
- Coiled cable allows headphones to be picked up and then neatly put back so they are always displayed beautifully
- Ideal sensor for securing headphones as it effortlessly attaches to headphones and is easily removed by staff



Lasso sensor is easy security to install and maintain whilst allowing merchandise on display to be swapped out simply

Stylish security sensor is unobtrusive to customers when they use the headphones


Red LED light indicates alarm is armed

Coiled cable keeps display looking neat and tidy



Alarm Sensor

SK953CLE Lasso Sensor Easy to install, maintain and operate



1

Unclip the lasso sensor Loop on headphones

2

Clip in the lasso sensor Turn alarm on

FEATURES

- Loop lasso sensor around merchandise to secure
- No adhesive pad required
- Red LED light on sensor provides visual deterrent
- The lasso sensor can be used with all Se-Kure Controls alarm systems

Cable length (when coiled)	30cm
Cable length (when stretched)	1.8 metres

Alarm modules - See back page and contact our team to discuss

Headphone Security

Interactive Displays Visually appealing solutions

TETHERING SECURITY

FEATURES

- Display your headphones with confidence
- Discreet tethering security allows headphones to be picked up and neatly put back on display
- Effortlessly attaches to headphones and is easily removed by staff



Adjustable collar lasso is easy security to install and maintain whilst allowing merchandise on display to be swapped out simply


Stylish security sensor is unobtrusive to customers when they use the headphones

Silver adjustable collar lasso is stylish and allows loop to be formed

Recoiling discreet cable keeps display neat and tidy

Mini Recoiler

SK4410 Mini Recoiler Easy to install, maintain and operate



2 x silver adjustable collar lassos - move (one at a time) along cable to form loop around headphones

FEATURES

- Mini recoiler with adjustable collar lasso
- Loop recoiler cable around headphones
- Strong coated hi-tensile steel cable
- Use SKP100K security key to operate silver adjustable collar lassos

Dimensions (recoiler housing)	(W x L x H) 17mm x 40mm x 40mm
Recoiler Cable Diameter	1mm diameter
Recoiler Cable Length	1.2 metres

Alarm Modules

STAND ALONE ALARM MODULES

T-Series 6 & 12 Port Alarms Stand alone alarm modules



FEATURES

- A self-contained stand alone display alarm
- Robust security alarm module
- Available in white or black
- Options include an external horn, remote keyway
- Requires SK195 power supply
- Battery back up (6 x AA)
- Mini version battery back up is lithium batteries
- 40 different sensors available

Code	Description	Dimensions
SK-T6	6 Postion 'T' Series Alarm Module	(W x L x H) 84mm x 191mm x 48mm
SK-T12	12 Postion 'T' Series Alarm Module	(W x L x H) 84mm x 299mm x 48mm
SK-T6M	NEW 6 Postion 'T' Series Alarm Module - Mini	(W x H x L) 76mm x 139mm x 47mm
SK-T12M	NEW 12 Postion 'T' Series Alarm Module - Mini	(W x H x L) 76mm x 228mm x 47mm

DAISY CHAIN ALARM WITH SPLITTERS

SK103LE Alarm Control Box Daisy chain alarm with splitters



FEATURES

- Alarm control box
- Use with splitters to daisy chain how many ports you require
- Requires SK195 power supply
- Battery back up (2 x 9V)
- 40 Different Sensors Available

Code	SK103LE
Description	Alarm Control Box
Dimensions	(W x L x H) 85mm x 125mm x 70mm

Splitters (use with SK103LE)

SK108 8 position Splitter Box



- 8 position splitter box
- Dimensions:
(W x L x H) 70mm x 120mm x 21 mm

SK10106LE 6 position Splitter Strip



- 6 position splitter strip
- Dimensions:
(W x L x H) 546mm x 26mm x 38mm

SK10112LE 12 position Splitter Strip



- 12 position splitter strip
- Dimensions:
(W x L x H) 1067mm x 26mm x 38mm



CONTACT OUR TEAM ON T: 02 9450 0166



RETAIL THEFT CONTROL
Austlink Corporate Park
Unit 7, 20 Narabang Way
Belrose NSW 2085 **AUSTRALIA**

T: 02 9450 0166 F: 02 9450 0322
E: info@rtc.com.au W: www.rtc.com.au

Notes

That's what we do!